



Dianna Spieker  
Tom Green County Treasurer

FY 2025 Investment Quarterly Report  
Ending September 2025

THE STATE OF TEXAS ()  
COUNTY OF TOM GREEN ()  
AFFIDAVIT ()

According to GC 2256.023, I, Dianna M Spieker, Tom Green County Treasurer and Investment Officer, do hereby submit The Quarterly Investment Report. The Treasurer's Books and the Auditor's General Ledger agree. The Investment Statements are reconciled monthly.

All investments comply with the Public Funds Investment Act and the Tom Green County Investment Policy. The investment strategy is passive, which maintains a liquid cash flow and the safety of the investment as priorities. As your Treasurer, I keep a watchful eye to ensure that the "return of our principal" takes precedence over the "return on our principal." {GC 2256.023}


The following sections contain the summary statement of each pooled fund group that states the beginning market value and the ending market value, along with the total accrued interest. For Local Investment Pools and Certificates of Deposit, the market value and the book value approximate the same value. The Tom Green County Investment Officer has no control or authority in the decisions of said Investment Pools regarding how the investments are diversified. Wells Fargo and Texas State bank follow the directive that all certificates of deposit shall be at a federally insured depository institution, and the total amount of the principal and accrued interest is insured by the United States.

Furthermore, The Investment Pools comply with GC 2256.016 and specifically to the reporting requirements of sections(c) (1) and (2). The Certificates of Deposit comply with GC 2256.010

*As a matter of internal accounting procedure, any interest earned by financial institutions post that to our accounts on the last business day of the month may not be included in the combined statement of receipts and disbursements until the following month. These amounts are disclosed in this report.*

Therefore, Dianna Spieker, County Treasurer of Tom Green County, Texas, who is fully sworn, upon oath, says that the within and foregoing report is true and correct to the best of her knowledge.


I filed with accompanying vouchers this, the 21<sup>st</sup> Day of October 2025.

  
Dianna Spieker, Treasurer, Tom Green County / Date 10/16/25


Commissioners' Court, having reviewed the Investment Quarterly Report as presented, hereby approve the report and request that it be filed with the official minutes of this meeting. In addition, the below signatures affirm that the Investment Report complies with the statutes as referenced. {GC 2256.023} and the affidavit states the ending quarterly balance of investments that are in the custody of the county treasurer equals: **\$48,567,933.86**

  
County Judge Lane Carter

  
Commissioner Ralph Hoelscher - Pct. #1

  
Commissioner Rick Bacon - Pct. #3

Commissioner Sammy Farmer - Pct. #2

  
Commissioner Shawn Nanny - Pct. #4

# *Investment Quarterly Report*

*Prepared by Dianna Spieker, Tom Green County Treasurer  
And Investment Officer*

## **Table of Contents**

Internal Management and Investment Strategy Disclosure

Trial Balance for Investments By Fund

Page 2

Investment Pools - Beginning and Ending Market/Book Value;  
Portfolio Diversification and Interest Accrued

Page 3

Interest Booked for Investments

Page 4

Investments Held - Certificates of Deposit

Page 5

Investment Held – Securities

Page N/A

## **Investment Pools GC 2256.023 (b) (4)**

Daily Liquidity Pools include Texas Class, Texpool, and Texpool Prime. Funds can be deposited and withdrawn daily

## **Certificates of Deposits (CD's) Investments GC 2256.023 (b) (5)(6)**

CDs are held by Texas State Bank and/or Wells Fargo.

Funds are not immediately available – the best practice is to wait until maturity. If needed, investments can be sold to access the funds

## **Securities Investments GC 2256.023 (b) (5)**

At this time, Tom Green County has no investments in this category.

Funds are not immediately available – the best practice is to wait until maturity. If needed, investments can be sold to access the funds

## **Trollinger Estate Investments is not subject to GC 2256**

The Estate of Sally Hunter Trollinger Filed 12/27/2000  
County Court Cause No. OOP542

County Clerk Records Volume 401 Beginning Page 621

Various oil, gas, and mineral royalty interests were bequeathed to Tom Green County to be used for the Library of Tom Green County. The only working interest is the Yates Field, which is continuing to produce positive cash flow.

These holdings will be held until such time as the Commissioners' Court deems it prudent to divest said holdings.

# Internal Management Reports

Government Code Sec. 2256.023. INTERNAL MANAGEMENT REPORTS. (a) Not less than quarterly, the investment officer shall prepare and submit to the governing body of the entity a written report of investment transactions for all funds covered by this chapter for the preceding reporting period.

(b) The report must:

- (1) describe in detail the investment position of the entity on the date of the report;
- (2) be prepared jointly by all investment officers of the entity;
- (3) be signed by each investment officer of the entity;
- (4) contain a summary statement of each pooled fund group that states the:
  - (A) beginning market value for the reporting period;
  - (B) ending market value for the period; and
  - (C) fully accrued interest for the reporting period;
- (5) state the book value and market value of each separately invested asset at the end of the reporting period by the type of asset and fund type invested;
- (6) state the maturity date of each separately invested asset that has a maturity date;
- (7) state the account or fund or pooled group fund in the state agency or local government for which each individual investment was acquired; and
- (8) state the compliance of the investment portfolio of the state agency or local government as it relates to:
  - (A) the investment strategy expressed in the agency's or local government's investment policy; and
  - (B) relevant provisions of this chapter.

(c) The report shall be presented not less than quarterly to the governing body and the chief executive officer of the entity within a reasonable time after the end of the period.

(d) If an entity invests in other than money market mutual funds, investment pools, or accounts offered by its depository bank in the form of certificates of deposit, or money market accounts or similar accounts, the reports prepared by the investment officers under this section shall be formally reviewed at least annually by an independent auditor, and the result of the review shall be reported to the governing body by that auditor.

## Statement of Investment Strategy

All investments are in compliance with both the Public Funds Investment Act and the Tom Green County Investment Policy. The investment strategy is passive, which maintains a liquid cash flow and safety of the investment as priorities. As your Treasurer I keep a watchful eye to ensure that the "return of our principal" takes precedent over the "return on our principal". {GC 2256.023}

### First Financial Bank

### Certificates of Deposits (CD's) Investments GC 2256.023

The Excel Spreadsheet includes the CD Name, Rate, Maturity Date, Cost and Market Value for each individual CD purchased. GC 2256.023 (b) (5) (6)

All CD's are purchased utilizing Fund 0001 – General Fund. GC 2256.023 (b) (7)



# TOM GREEN COUNTY

## ACCOUNT SUMMARY TRIAL BALANCE FOR FY25/JUL TO SEP

FUND 0001

ACCOUNT ACCOUNT NAME	BEG. BALANCE	ORG	DEBITS	CREDITS	NET CHANGE	END BALANCE
0001 11513 FFBK CERTIFICATE OF DEPOSITS	14,188,000.00	0001	2,450,000.00	981,000.00	1,469,000.00	15,657,000.00
0001 11515 TEXAS CLASS	26,500,649.31	0001	313,623.93	10,804,059.71	-10,490,435.78	16,010,213.53
0001 11516 TEX STAR INVESTMENTS	3,052,072.32	0001	33,108.21	.00	33,108.21	3,085,180.53
0001 11517 TEXPOOL INVESTMENTS	1,510,053.67	0001	16,444.15	.00	16,444.15	1,526,497.82
0001 11518 TEXPOOL PRIME INVESTMENTS	2,845,854.32	0001	31,834.91	.00	31,834.91	2,877,689.23
0001 11519 LOGIC INVESTEMENTS	7,107,116.13	0001	79,197.12	.00	79,197.12	7,186,313.25
TOTALS FOR FUND 0001						
GENERAL FUND	55,203,745.75		2,924,208.32	11,785,059.71	-8,860,851.39	46,342,894.36
0078 BAIL BOND COLLATERAL						
0078 11513 CERTIFICATE OF DEPOSITS	400,000.00	0078	.00	.00	.00	400,000.00
0078 11515 CLEAR TEXAS CLASS	335,223.49	0078	3,737.69	.00	3,737.69	338,961.18
0078 11515 QUICK TEXAS CLASS	28,880.80	0078	322.02	.00	322.02	29,202.82
TOTALS FOR FUND 0078						
BAIL BOND COLLATERAL	764,104.29		4,059.71	.00	4,059.71	768,164.00
0699 BLOCK GRANTS						
0699 11515 21011 TEXAS CLASS	2,206,875.50	0699	.00	750,000.00	-750,000.00	1,456,875.50
TOTALS FOR FUND 0699						
BLOCK GRANTS	2,206,875.50		.00	750,000.00	-750,000.00	1,456,875.50
REPORT TOTALS	58,174,725.54		2,928,268.03	12,535,059.71	-9,606,791.68	48,567,933.86

\*\* END OF REPORT - Generated by JENNIFER ENGLERT \*\*

Fiscal Year	Sep-24	Oct-24	Nov-24	Dec-24	Jan-25	Feb-25	Mar-25	Apr-25	May-25	Jun-25	Jul-25	Aug-25	Sep-25
<b>Beginning and Ending Market Value/Book Value - TGC</b>													
Texas Class	\$22,809,161.50	\$16,886,931.69	\$13,339,412.50	\$13,393,140.41	\$32,497,308.45	\$40,618,378.82	\$40,771,746.76	\$40,920,660.41	\$35,560,524.81	\$28,823,216.73	\$25,376,626.93	\$22,467,069.03	\$17,565,079.70
Texpool	\$ 1,465,640.40	\$ 1,465,837.68	\$ 1,477,478.07	\$ 1,483,201.41	\$ 1,488,733.87	\$ 1,493,707.97	\$ 1,499,206.88	\$ 1,504,549.16	\$ 1,510,053.67	\$ 1,515,386.82	\$ 1,520,936.58	\$ 1,526,497.82	\$ 1,526,675.65
Texpool Prime	\$ 2,759,984.20	\$ 2,760,361.54	\$ 2,782,890.26	\$ 2,793,785.66	\$ 2,804,512.22	\$ 2,814,160.80	\$ 2,824,841.78	\$ 2,835,184.60	\$ 2,845,854.32	\$ 2,856,211.68	\$ 2,866,932.46	\$ 2,877,689.23	\$ 2,878,032.85
Tex Star	\$ -	\$ -	\$ -	\$ -	\$ 3,009,004.92	\$ 3,019,072.67	\$ 3,030,197.06	\$ 3,040,978.33	\$ 3,052,072.32	\$ 3,062,818.34	\$ 3,073,990.98	\$ 3,085,180.53	\$ 3,095,863.62
Logic	\$ -	\$ -	\$ -	\$ -	\$ 3,009,308.89	\$ 7,028,070.93	\$ 7,054,712.75	\$ 7,080,522.42	\$ 7,107,116.13	\$ 7,132,878.15	\$ 7,159,591.99	\$ 7,186,313.25	\$ 7,211,893.04
<b>Portfolio Diversification Texas Class</b>													
Collateralized Bank Deposits	0.24%	0.19%	0.19%	0.23%	0.37%	0.37%	0.33%	0.28%	0.30%	0.31%	0.31%	0.66%	0.43%
Commercial Paper	84.89%	83.59%	85.77%	86.48%	83.42%	83.42%	83.15%	85.81%	85.27%	83.57%	83.57%	81.72%	81.80%
Money Market Funds	3.38%	5.02%	3.03%	4.24%	5.96%	5.96%	5.88%	2.82%	3.13%	4.81%	4.81%	4.84%	4.62%
Repurchase Agreements	11.50%	11.20%	11.00%	9.06%	10.25%	10.25%	10.54%	11.09%	11.30%	11.31%	11.31%	12.78%	13.16%
U.S. Government Agencies	0.00%	0.00%	0.00%	0.00%	0.00%	0.00%	0.00%	0.00%	0.00%	0.00%	0.00%	0.00%	0.00%
FDIC Insured Deposits	0.00%	0.00%	0.00%	0.00%	0.00%	0.00%	0.00%	0.00%	0.00%	0.00%	0.00%	0.00%	0.00%
Total Percentage of Portfolio	100.01%	100.00%	99.99%	100.01%	100.00%	100.00%	100.00%	100.00%	100.00%	100.00%	100.00%	100.00%	100.01%
<b>Portfolio Diversification TexPool</b>													
Agencies	36.40%	38.10%	40.70%	33.90%	34.10%	32.90%	32.90%	37.90%	34.40%	31.80%	27.90%	24.80%	21.50%
Repurchase Agreements	29.00%	26.90%	25.50%	34.10%	27.50%	29.60%	29.60%	36.80%	36.20%	39.40%	44.60%	37.80%	39.10%
Treasuries	29.90%	30.40%	29.20%	26.40%	34.40%	33.50%	32.60%	26.60%	26.60%	25.90%	24.60%	34.30%	36.30%
Money Market Funds	4.70%	4.60%	4.60%	5.60%	4.00%	4.00%	4.00%	2.70%	2.80%	2.90%	3.00%	3.00%	3.00%
	100.00%	100.00%	100.00%	100.00%	100.00%	100.00%	100.00%	100.00%	100.00%	100.00%	100.10%	99.90%	99.90%
<b>Portfolio Diversification TexPool PRIME</b>													
Commercial Paper	43.30%	41.60%	48.80%	53.70%	58.60%	61.80%	61.80%	60.00%	61.40%	53.00%	44.60%	54.50%	54.70%
Repurchase Agreements	30.40%	33.90%	29.50%	30.40%	30.80%	31.20%	31.20%	26.20%	24.50%	33.60%	40.30%	29.80%	29.60%
Variable Rate Notes	26.20%	24.50%	21.70%	12.50%	7.40%	7.00%	7.00%	13.80%	14.10%	13.40%	15.10%	15.50%	15.80%
Money Market Funds	0.00%	0.00%	0.00%	0.00%	3.20%	0.00%	0.00%	0.00%	0.00%	0.00%	0.00%	0.00%	0.00%
Other	0.00%	0.00%	0.00%	3.40%	0.00%	0.00%	0.00%	0.00%	0.00%	0.00%	0.00%	0.00%	0.00%
Government	0.00%	0.00%	0.00%	0.00%	0.00%	0.00%	0.00%	0.00%	0.00%	0.00%	0.00%	0.00%	0.00%
	99.90%	100.00%	100.00%	100.00%	100.00%	100.00%	100.00%	100.00%	100.00%	100.00%	100.00%	99.90%	100.10%
<b>Portfolio Diversification TexStar</b>													
Agencies	0.00%	0.00%	0.00%	0.00%	20.88%	19.29%	21.28%	20.31%	19.38%	19.38%	17.28%	18.35%	18.58%
Repurchase Agreements	0.00%	0.00%	0.00%	0.00%	38.70%	46.10%	45.30%	47.74%	44.07%	39.93%	35.62%	38.79%	36.31%
Treasuries	0.00%	0.00%	0.00%	0.00%	40.42%	34.61%	33.42%	31.95%	36.55%	40.69%	47.10%	42.86%	45.11%
Money Market Funds	0.00%	0.00%	0.00%	0.00%	0.00%	0.00%	0.00%	0.00%	0.00%	0.00%	0.00%	0.00%	0.00%
	0.00%	0.00%	0.00%	0.00%	100.00%	100.00%	100.00%	100.00%	100.00%	100.00%	100.00%	100.00%	100.00%
<b>Portfolio Diversification Logic</b>													
Commercial Paper	0.00%	0.00%	0.00%	0.00%	86.50%	94.93%	87.25%	94.94%	94.00%	85.76%	96.24%	88.16%	72.86%
Repurchase Agreements	0.00%	0.00%	0.00%	0.00%	13.50%	5.07%	12.75%	4.42%	5.35%	13.56%	3.09%	11.16%	26.45%
Variable Rate Notes	0.00%	0.00%	0.00%	0.00%	0.00%	0.00%	0.00%	0.64%	0.65%	0.68%	0.67%	0.00%	0.69%
Money Market Funds	0.00%	0.00%	0.00%	0.00%	0.00%	0.00%	0.00%	0.00%	0.00%	0.00%	0.00%	0.00%	0.00%
Treasuries	0.00%	0.00%	0.00%	0.00%	0.00%	0.00%	0.00%	0.00%	0.00%	0.00%	0.00%	0.68%	0.00%
	0.00%	0.00%	0.00%	0.00%	100.00%	100.00%	100.00%	100.00%	100.00%	100.00%	100.00%	100.00%	100.00%
<b>First Financial -CD's</b>													
Interest Earned	FF 65,911.58	FF 130,381.37	FF 137,620.92	FF 40,505.95	FF 120,035.59	FF 50,993.28	FF 43,654.98	FF 36,039.95	FF 18,852.96	FF 15,660.11	FF 24,147.44	FF 20,757.67	FF 15,550.29
Net Earnings	65,911.58	130,381.37	137,620.92	40,505.95	120,035.59	50,993.28	43,654.98	36,039.95	18,852.96	15,660.11	24,147.44	20,757.67	15,550.29
<b>First Financial -CD's</b>													
Market Value	FF 22,538,000.00	FF 21,095,000.00	FF 13,193,000.00	FF 11,972,000.00	FF 8,071,000.00	FF 8,563,000.00	FF 9,794,000.00	FF 10,526,000.00	FF 12,234,000.00	FF 14,188,000.00	FF 14,388,000.00	FF 14,919,000.00	FF 15,657,000.00
Book Value	22,538,000.00	21,095,000.00	13,193,000.00	11,972,000.00	8,071,000.00	8,563,000.00	9,794,000.00	10,526,000.00	12,234,000.00	14,188,000.00	14,388,000.00	14,919,000.00	15,657,000.00

10/09/2025  
11:42:21

TOM GREEN COUNTY  
INTEREST EARNED FOR JULY TO SEPTEMBER

PAGE 1  
glflxrpt

FROM 2025 10 TO 2025 12

	ORIGINAL APPROP	TRANFRS/ ADJSTMTS	REVISED BUDGET	ACTUALS	ENCUMBRANCES	AVAILABLE BUDGET	PCT USED
43701 DEPOSITORY INTEREST	312,530	300	312,830	217,232.81	.00	95,597.19	69.4%
TOTAL REVENUES	312,530	300	312,830	217,232.81	.00	95,597.19	
43703 CERTIFICATE OF DEPOSIT INTERES	600,000	0	600,000	59,516.90	.00	540,483.10	9.9%
TOTAL REVENUES	600,000	0	600,000	59,516.90	.00	540,483.10	
43704 INTEREST ON SECURITIES	26,000	0	26,000	.00	.00	26,000.00	.0%
TOTAL REVENUES	26,000	0	26,000	.00	.00	26,000.00	
43705 TEXAS CLASS INTEREST	1,000,000	0	1,000,000	309,564.22	.00	690,435.78	31.0%
TOTAL REVENUES	1,000,000	0	1,000,000	309,564.22	.00	690,435.78	
43707 TEXPOOL INTEREST	70,000	0	70,000	16,444.15	.00	53,555.85	23.5%
TOTAL REVENUES	70,000	0	70,000	16,444.15	.00	53,555.85	
43708 TEXPOOL PRIME INTEREST	125,000	0	125,000	31,834.91	.00	93,165.09	25.5%
TOTAL REVENUES	125,000	0	125,000	31,834.91	.00	93,165.09	
43712 MINERAL INTEREST	750	0	750	.00	.00	750.00	.0%
TOTAL REVENUES	750	0	750	.00	.00	750.00	
43716 TEXSTAR INTEREST	0	0	0	33,108.21	.00	-33,108.21	.0%
TOTAL REVENUES	0	0	0	33,108.21	.00	-33,108.21	
43719 LOGIC INTEREST	0	0	0	79,197.12	.00	-79,197.12	.0%
TOTAL REVENUES	0	0	0	79,197.12	.00	-79,197.12	
GRAND TOTAL	2,134,280	300	2,134,580	746,898.32	.00	1,387,681.68	35.0%



Broker	FUND	Maturity		FDIC Cert	Holding bank ( 0001-11513-FFBNK)	\$	15,657,000.00	CUSIP	Settlement		MM/YY	Fiscal
		Date	Callable						date	Yield		
Hilltop	1-General	10/03/25	01/04/25	15118	GATEWAY FIRST BANK	\$	249,000.00	367612BF4	10/04/24	4.350	Oct-25	2026
Hilltop	1-General	10/10/25	04/11/25	6548	US BANK NA CINCINNATI	\$	239,000.00	90355UHC2	10/11/24	4.250	Oct-25	2026
Hilltop	1-General	10/17/25	01/18/25	31390	AXIOM BANK	\$	240,000.00	05464LBZ3	10/18/24	4.150	Oct-25	2026
Hilltop	1-General	11/07/25		57095	DOGWOOD ST BANK	\$	249,000.00	25660BCJ0	02/07/25	4.250	Nov-25	2026
Hilltop	1-General	11/13/25		11578	BURKE & HERBERT B&T VA	\$	249,000.00	121331AX0	02/13/25	4.250	Nov-25	2026
Hilltop	1-General	11/28/25		29961	FIRST SVGS BK/JEFFERSONV	\$	242,000.00	33621LHK2	02/27/25	4.300	Nov-25	2026
Hilltop	1-General	11/28/25		58722	MEADOWS BANK	\$	242,000.00	58321JFN3	02/28/25	4.300	Nov-25	2026
Hilltop	1-General	12/10/25		58316	INVESTAR BANK NA	\$	249,000.00	46091MCS1	03/10/25	4.250	Dec-25	2026
Hilltop	1-General	12/11/25	06/11/25	57694	FIRST NATL BK/DECATUR	\$	249,000.00	321118BT7	12/11/24	4.400	Dec-25	2026
Hilltop	1-General	12/11/25		3067	CLEAR FORK BANK NA	\$	242,000.00	184554BJ1	03/11/25	4.250	Dec-25	2026
Hilltop	1-General	12/12/25		31272	COMMUNITY BANK	\$	242,000.00	203522BL0	03/12/25	4.250	Dec-25	2026
Hilltop	1-General	12/12/25		17658	NORWAY SAVINGS BANK	\$	242,000.00	669331CP3	03/12/25	4.250	Dec-25	2026
Hilltop	1-General	01/30/26		34803	RESOURCE BANK/LA	\$	249,000.00	76119KAX1	01/30/25	4.150	Jan-26	2026
Hilltop	1-General	01/30/26		57512	WESTERN ALLIANCE BANK	\$	240,000.00	95763PWHO	01/30/25	4.150	Jan-26	2026
Hilltop	1-General	02/05/26		15953	GUARANTY B&T CO BELZONI	\$	239,000.00	40102PAT4	02/05/25	4.200	Feb-26	2026
Hilltop	1-General	02/05/26		6560	HUNTINGTON NATIONAL BANK	\$	239,000.00	446438SL8	02/05/25	4.200	Feb-26	2026
Hilltop	1-General	02/06/26		18569	PEOPLES STATE BANK WISC	\$	249,000.00	712515KX2	02/07/25	4.200	Feb-26	2026
Hilltop	1-General	02/19/26		26876	SAFRA NATIONAL BANK	\$	239,000.00	78658RQM6	02/20/25	4.250	Feb-26	2026
Hilltop	1-General	02/27/26		58864	COASTAL CAROLINA NATI BK	\$	239,000.00	190436AE5	02/27/25	4.250	Feb-26	2026
Hilltop	1-General	02/27/26		18266	NORTHERN BANK & TRUST MA	\$	239,000.00	66476QFA1	02/27/25	4.250	Feb-26	2026
Hilltop	1-General	03/06/26	06/07/25	58054	FIRST COMMERCE BANK/LAKE	\$	239,000.00	31985HCR5	03/07/25	4.300	Mar-26	2026
Hilltop	1-General	03/11/26	06/11/25	57184	FREEDOM BANK OF VIRGINIA	\$	249,000.00	35633MFN7	03/11/25	4.300	Mar-26	2026
Hilltop	1-General	04/30/26		32541	FLAGSTAR BANK NA	\$	247,000.00	33847GMC3	01/30/25	4.200	Apr-26	2026
Hilltop	1-General	04/30/26		57874	PARAGON BANK MEMPHIS TN	\$	247,000.00	69912SMM9	01/30/25	4.150	Apr-26	2026
Hilltop	1-General	05/26/26		11608	BLC COMMUNITY BANK	\$	249,000.00	05549CJP6	02/26/25	4.250	May-26	2026
Hilltop	1-General	09/11/26		3511	WELLS FARGO BANK NA	\$	249,000.00	949764QP2	03/11/25	4.250	Sep-26	2026
Hilltop	1-General	10/02/26		32992	MORGAN STANLEY	\$	244,000.00	61690DZ50	04/02/25	4.100	Oct-26	2027
Hilltop	1-General	11/27/26	06/27/25	28088	WASHINGTON FEDERAL	\$	249,000.00	938828FF2	11/27/24	4.350	Nov-26	2027
Hilltop	1-General	11/30/26	03/01/25	34294	CFG BANK/MD	\$	244,000.00	12527CHZ8	11/29/24	4.450	Nov-26	2027
Hilltop	1-General	12/03/26	06/03/25	57890	HSBC BANK USA NA	\$	247,000.00	44330UC26	12/03/24	4.450	Dec-26	2027
Hilltop	1-General	01/11/27		33503	UNITY BANK	\$	245,000.00	91330AHW0	07/10/25	4.000	Jan-27	2027
Hilltop	1-General	02/26/27		9396	VALLEY NATL BK WAYNE	\$	244,000.00	919853QP9	05/30/25	4.100	Feb-27	2027
Hilltop	1-General	03/19/27		58481	FIRST BANK HAMILTON NJ	\$	245,000.00	319137DM4	09/19/25	3.700	Mar-25	2027
Hilltop	1-General	04/01/27		33124	GOLDMAN SACHS BANK USA	\$	245,000.00	38150VU49	04/01/25	4.000	Apr-27	2027
Hilltop	1-General	04/02/27		27471	AMERICAN EXPRESS NATIONAL BANK	\$	245,000.00	02589AGY2	04/02/25	4.050	Apr-27	2027
Hilltop	1-General	04/02/27		609	TOMKINS COMMUNITY BANK	\$	245,000.00	88990AAL8	04/02/25	4.000	Apr-27	2027
Hilltop	1-General	04/05/27		3510	BANK OF AMERICA NA	\$	245,000.00	06051XSU7	04/03/25	4.000	Apr-27	2027
Hilltop	1-General	04/05/27		35141	BMW BANK	\$	245,000.00	05612LDZ2	04/04/25	4.000	Apr-27	2027
Hilltop	1-General	04/07/27		31469	ORIENTAL BANK	\$	245,000.00	68621KDH1	04/07/25	4.000	Apr-27	2027
Hilltop	1-General	04/28/27	10/28/25	32992	MORGAN STANLEY	\$	245,000.00	61768UUD7	04/28/25	3.900	Apr-27	2027
Hilltop	1-General	04/30/27		13582	POPULAR BANK	\$	247,000.00	73317ADH2	04/30/25	3.950	Apr-27	2027
Hilltop	1-General	05/12/27	-	10160	VERSABANK USA NATL ASSN HOLDING	\$	245,000.00	92512KAFO	05/12/25	3.950	May-27	2027

Hilltop	1-General	05/14/27	11/14/25	7213 CITIBANK NA	\$	245,000.00	17290GD61	05/14/25	4.000	May-27	2027
Hilltop	1-General	05/14/27		14207 LINCOLN SVGS BK CEDAR FALLS LA	\$	245,000.00	534732CX8	05/14/25	3.950	May-27	2027
Hilltop	1-General	05/17/27		27560 NORTH ALABAMA BANK HAZEL	\$	245,000.00	656653BN1	05/15/25	3.950	May-27	2027
Hilltop	1-General	05/20/27		6085 FIRST PREMIER BANK	\$	245,000.00	33610RWM1	05/20/25	3.950	May-27	2027
Hilltop	1-General	05/24/27	11/22/25	18258 THOMASTON SAVINGS	\$	244,000.00	88457PAX5	05/22/25	4.150	May-26	2027
Hilltop	1-General	06/01/27	11/29/25	57815 BANESCO	\$	244,000.00	0599ADRO	05/29/25	4.250	May-26	2027
Hilltop	1-General	06/07/27		253 LUANA SAVINGS BANK LUANA LA	\$	245,000.00	549104J73	06/05/25	4.000	Jun-27	2027
Hilltop	1-General	06/16/27		873 SYNOVUS BANK	\$	244,000.00	87164DXV7	06/16/25	4.350	Jun-27	2027
Hilltop	1-General	06/21/27		7946 BNY MELLON NA INSTL CTFDEP	\$	245,000.00	05584CY26	06/18/25	4.000	Jun-27	2027
Hilltop	1-General	06/21/27		34890 NEW PEOPLE BK INC HONAKER VA	\$	245,000.00	648015AD7	06/20/25	4.000	Jun-27	2027
Hilltop	1-General	06/24/27	12/24/25	9087 FIRST SOURCE BK SOUTH BEND IND	\$	244,000.00	33646CRY2	06/24/25	4.350	Jun-27	2027
Hilltop	1-General	06/25/27		32360 EASTERN SVGS FSB HUNT VY MD	\$	245,000.00	27689NGD6	06/26/25	4.000	Jun-27	2027
Hilltop	1-General	06/28/27	12/27/25	26451 FIDELITY CO-OPERATIVE BK	\$	244,000.00	316077GH3	06/27/25	4.300	Jun-27	2027
Hilltop	1-General	06/28/27		9797 M1 BANK	\$	245,000.00	55316CDP8	06/27/25	4.050	Jun-27	2027
Hilltop	1-General	06/30/27		15423 AMERICAN BANK OF FREEDOM	\$	245,000.00	024334AR5	06/30/25	4.050	Jun-27	2027
Hilltop	1-General	08/27/27		34535 TCM BANK NATL ASSOCA TAMPA FL	\$	245,000.00	872308HR5	08/28/25	3.800	Aug-27	2027
Hilltop	1-General	09/03/27		21265 BRADESCO BANK	\$	245,000.00	10421ABU0	09/03/27	3.700	Sep-27	2027
Hilltop	1-General	09/29/27		34759 ASIAN BK PHILADELPHIA PA	\$	245,000.00	04518XAN4	09/29/25	3.500	Sep-27	2027
Hilltop	1-General	09/29/27		28905 FIRST FINACIAL BANK	\$	245,000.00	3201MMV8	09/29/25	3.400	Sep-27	2027
Hilltop	1-General	09/30/27		26395 MUTUALONE BANK	\$	245,000.00	62847HFF1	09/30/25	3.650	Sep-27	2027
Hilltop	1-General	08/18/28		14692 PEOPLES BANK CLIVE IOWA	\$	245,000.00	710253BG9	08/18/25	3.750	Aug-28	2028
Hilltop	1-General	08/21/28		57408 OPTUM BANK DRAPER UTAH	\$	245,000.00	68405VEE5	08/20/25	3.850	Aug-28	2028



Broker	FUND	Maturity Date	FDIC Cert	Holding bank	\$	736,000.00	CUSIP	Settlement date
--------	------	---------------	-----------	--------------	----	------------	-------	-----------------

Matured

Hilltop	1-General	09/30/25	35295	SOUTHERN FIRST BANK NA	\$	249,000.00	<b>84287PKB7</b>	09/30/24
Hilltop	1-General	04/17/25	628	JP MORGAN CHASE BANK NA	\$	239,000.00	<b>46657VLV0</b>	10/17/24
Hilltop	1-General	07/17/26	1655	BANK OF OLD MONROE	\$	248,000.00	<b>064236BY7</b>	01/19/24

**First Financial(Oper)****Texas Class (Average Yield)**

Interest Earned	Interest Rate	Interest Variance	Fiscal	Interest Earned	Interest Rate	Interest Variance
NA	4.1773%	NA	Sep-24	NA	5.2917%	NA
\$ 25,810.12	3.9343%	-0.2430%	Oct-24	\$ 77,770.19	5.0420%	-0.2497%
\$ 38,289.66	3.8554%	-0.0789%	Nov-24	\$ 54,766.81	4.8835%	-0.1585%
\$ 44,439.62	3.7443%	-0.1111%	Dec-24	\$ 53,727.91	4.7484%	-0.1371%
\$ 39,120.28	3.6708%	-0.0735%	Jan-25	\$ 104,189.04	4.5419%	-0.2045%
\$ 30,544.19	3.6729%	0.0021%	Feb-25	\$ 121,069.37	4.4943%	-0.0476%
\$ 29,038.45	3.8597%	-0.0132%	Mar-25	\$ 153,367.94	4.4379%	-0.0564%
\$ 21,534.48	3.6650%	0.0053%	Apr-25	\$ 148,913.85	4.4362%	-0.0017%
\$ 25,732.08	3.7043%	0.0393%	May-25	\$ 139,864.40	4.4083%	-0.0279%
\$ 26,790.70	3.6882%	-0.0161%	Jun-25	\$ 115,891.92	4.4021%	-0.0062%
\$ 24,605.86	3.6953%	0.0071%	Jul-25	\$ 103,410.20	4.4065%	0.0044%
\$ 24,604.14	3.6025%	-0.0928%	Aug-25	\$ 90,482.10	4.3904%	-0.0161%
\$ 24,331.43	3.4278%	-0.1747%	Sep-25	\$ 87,990.67	4.3496%	-0.0408%
\$ 354,840.99	3.8934%		TTD	\$ 1,231,204.20	4.5449%	

\*\* FF (OPER) MUNIS interest can be a month behind

\* FF Interest is only for the OPER Account - the Munis detail will include all bank accounts

**Texpool (AVERAGE MONTHLY RATE)****Texpool Prime (AVERAGE MONTHLY RATE)**

Interest Earned	Interest Rate	Interest Variance	Fiscal	Interest Earned	Interest Rate	Interest Variance
NA	5.3174%	NA* Changed from NAV	Sep-24	NA	5.5797%	NA* Changed from NAV
\$ 6,115.71	4.9130%	-0.4044%	Oct-24	\$ 11,697.40	4.9902%	-0.5895%
\$ 5,721.96	4.7302%	-0.1828%	Nov-24	\$ 11,008.66	4.8324%	-0.1578%
\$ 5,723.34	4.5810%	-0.1692%	Dec-24	\$ 11,095.40	4.6947%	-0.1377%
\$ 5,532.46	4.3919%	-0.1691%	Jan-25	\$ 10,726.56	4.5206%	-0.1741%
\$ 4,974.10	4.3555%	-0.0364%	Feb-25	\$ 9,648.58	4.4848%	-0.0358%
\$ 5,498.91	4.3345%	-0.0210%	Mar-25	\$ 10,680.98	4.4688%	-0.0160%
\$ 5,342.28	4.3355%	0.0010%	Apr-25	\$ 10,342.82	4.4547%	-0.0141%
\$ 5,504.51	4.3077%	-0.0278%	May-25	\$ 10,669.72	4.4310%	-0.0237%
\$ 5,333.15	4.2970%	-0.0107%	Jun-25	\$ 10,357.34	4.4280%	-0.0030%
\$ 5,549.76	4.3120%	0.0150%	Jul-25	\$ 10,720.80	4.4194%	-0.0088%
\$ 5,561.24	4.3052%	-0.0068%	Aug-25	\$ 10,756.77	4.4177%	-0.0017%
\$ 5,334.79	4.2520%	-0.0532%	Sep-25	\$ 10,308.52	4.3584%	-0.0593%
\$ 66,192.21	4.4246%		TTD	\$ 128,013.55	4.5417%	

**TexStar (AVERAGE MONTHLY RATE)****Logic (AVERAGE MONTHLY RATE)**

Interest Earned	Interest Rate	Interest Variance	Fiscal	Interest Earned	Interest Rate	Interest Variance
NA	0.0000%	NA* Changed from NAV	Sep-24	NA	0.0000%	NA* Changed from NAV
NA	0.0000%	0.0000%	Oct-24	NA	0.0000%	0.0000%
NA	0.0000%	0.0000%	Nov-24	NA	0.0000%	0.0000%
NA	0.0000%	0.0000%	Dec-24	NA	0.0000%	0.0000%
\$ 9,022.92	4.3896%	4.3896%	Jan-25	\$ 9,307.89	4.5390%	4.5390%
\$ 10,067.75	4.3625%	-0.0271%	Feb-25	\$ 18,782.04	4.5009%	-0.0381%
\$ 11,124.39	4.3394%	-0.0231%	Mar-25	\$ 26,641.82	4.4641%	-0.0368%
\$ 40,976.33	4.3288%	-0.0108%	Apr-25	\$ 80,521.42	4.4512%	-0.0129%
\$ 11,093.99	4.2954%	-0.0334%	May-25	\$ 26,593.71	4.4223%	-0.0289%
\$ 10,746.02	4.2844%	-0.0110%	Jun-25	\$ 25,782.02	4.4108%	-0.0115%
\$ 11,172.62	4.2950%	0.0106%	Jul-25	\$ 26,713.84	4.4097%	-0.0011%
\$ 11,189.57	4.2859%	-0.0091%	Aug-25	\$ 26,721.26	4.3944%	-0.0153%
\$ 10,683.09	4.2135%	-0.0724%	Sep-25	\$ 25,579.79	4.3317%	-0.0627%
\$ 126,076.68	4.3105%		TTD	\$ 286,603.79	4.4380%	

# First Financial Bank N.A.

## Payments Due Report - By Customer

From: Sep 01,2025 To: Sep 30,2025

Customer # Bank ID Location	Receipt # Customer Name Pay Type	Account No Customer Name Pmnt Sched	Face Current Par Payment Date	.... Security Description .... Rate Pool Maturity	Paydown Payment Maturity Payment Call Payment	Interest Payment Interest on Discount	Interest Payment Fee	Amount Withheld	Total Amount
<b>Customer</b> HF-00999									
HF-00999	24595 Tom Green Co	63110190228	\$249,000.00 84287PKB7 CD		\$0.00	\$909.36	\$0.00		\$249,909.36
	DDA	Monthly	\$249,000.00 SOUTHERN FIRST BANK NA		\$249,000.00				
		09/30/2025	09/30/2024 4.300000 %	09/30/2025	\$0.00				
HF-00999	24660 Tom Green Co	63110190228	\$249,000.00 121331AX0 CD		\$0.00	\$898.79	\$0.00		\$898.79
	DDA	Monthly	\$249,000.00 BURKE & HERBERT B&T		\$0.00				
		09/15/2025	02/13/2025 4.500000 %	11/13/2025	\$0.00				
HF-00999	24684 Tom Green Co	63110190228	\$249,000.00 949764QP2 CD		\$0.00	\$898.79	\$0.00		\$898.79
	DDA	Monthly	\$249,000.00 WELLS FARGO BANK		\$0.00				
		09/11/2025	03/11/2025 4.250000 %	09/11/2026	\$0.00				
HF-00999	735 Tom Green Co	63110190228	\$249,000.00 321118BT7 CD		\$0.00	\$930.51	\$0.00		\$930.51
	DDA	Monthly	\$249,000.00 FIRST NTL BK/DEC		\$0.00				
		09/11/2025	12/11/2024 4.400000 %	12/11/2025	\$0.00				
HF-00999	24679 Tom Green Co	63110190228	\$249,000.00 46091MCS1 CD		\$0.00	\$898.79	\$0.00		\$898.79
	DDA	Monthly	\$249,000.00 INVESTAR BK NATL ASSN BATON RO		\$0.00				
		09/10/2025	03/10/2025 4.250000 %	12/10/2025	\$0.00				
HF-00999	24680 Tom Green Co	63110190228	\$249,000.00 35633MFN7 CD		\$0.00	\$909.36	\$0.00		\$909.36
	DDA	Monthly	\$249,000.00 FREEDOM FINL HLDGS INC		\$0.00				
		09/11/2025	03/11/2025 4.300000 %	03/11/2026	\$0.00				
HF-00999	24651 Tom Green Co	63110190228	\$249,000.00 76119KAX1 CD		\$0.00	\$877.64	\$0.00		\$877.64
	DDA	Monthly	\$249,000.00 RESOURCE BANK/ LA		\$0.00				
		09/02/2025	01/30/2025 4.150000 %	01/30/2026	\$0.00				
HF-00999	24595 Tom Green Co	63110190228	\$249,000.00 84287PKB7 CD		\$0.00	\$909.36	\$0.00		\$909.36
	DDA	Monthly	\$249,000.00 SOUTHERN FIRST BANK NA		\$0.00				
		09/02/2025	09/30/2024 4.300000 %	09/30/2025	\$0.00				





# First Financial Bank N.A.

## Payments Due Report - By Customer

From: Sep 01,2025 To: Sep 30,2025

Customer # Bank ID Location	Receipt # Customer Name Pay Type	Account No Customer Name Payment Date	Face Current Par DTD Date	.... Security Description .... Rate Pool	Maturity	Paydown Payment Maturity Payment Call Payment	Interest Payment Interest on Discount	Interest Payment Fee	Amount Withheld	Total Amount
<b>Customer HF-00999</b>										
HF-00999	24632 Tom Green Co DDA	63110190228 Quarterly 09/03/2025	\$247,000.00 \$247,000.00 12/03/2024	44330UC26 HSBC 4.450000 %	CD 12/03/2026	\$0.00 \$0.00 \$0.00	\$2,770.46	\$0.00		\$2,770.46
HF-00999	24600 Tom Green Co DDA	63110190228 Monthly 09/04/2025	\$249,000.00 \$249,000.00 10/04/2024	367612BF4 GATEWAY FIRST BANK 4.350000 %	CD 10/03/2025	\$0.00 \$0.00 \$0.00	\$919.94	\$0.00		\$919.94
HF-00999	24658 Tom Green Co DDA	63110190228 Monthly 09/08/2025	\$249,000.00 \$249,000.00 02/07/2025	712515KX2 PEOPLES STATE BANK WISC 4.200000 %	CD 02/06/2026	\$0.00 \$0.00 \$0.00	\$888.21	\$0.00		\$888.21
HF-00999	24657 Tom Green Co DDA	63110190228 Monthly 09/08/2025	\$249,000.00 \$249,000.00 02/07/2025	25660BCJ0 DOGWOOD ST BANK 4.250000 %	CD 11/07/2025	\$0.00 \$0.00 \$0.00	\$898.79	\$0.00		\$898.79
HF-00999	24629 Tom Green Co DDA	63110190228 Monthly 09/29/2025	\$249,000.00 \$249,000.00 11/27/2024	938828FF2 WASHINGTON FEDERAL CD 4.350000 %	CD 11/27/2026	\$0.00 \$0.00 \$0.00	\$919.94	\$0.00		\$919.94
HF-00999	24461 Tom Green Co DDA	63110190228 Monthly 09/19/2025	\$248,000.00 \$248,000.00 01/19/2024	064236BY7 BANK OF OLD MONROE MO CD CLL 4.850000 %	CD 09/19/2025	\$0.00 \$248,000.00 \$0.00	\$1,021.56	\$0.00		\$249,021.56
HF-00999	24667 Tom Green Co DDA	63110190228 Monthly 09/26/2025	\$249,000.00 \$249,000.00 02/26/2025	05549CJP6 BLC COMMUNITY BANK 4.250000 %	CD 05/26/2026	\$0.00 \$0.00 \$0.00	\$898.79	\$0.00		\$898.79
<b>Customer HF-00999</b>				<b>Total Calls</b> \$0.00	<b>Total Paydowns</b> \$0.00	<b>Total Maturity</b> \$497,000.00	<b>Total Interest</b> \$15,550.29	<b>Total Interest Fee</b> \$0.00	<b>Total Payments</b> \$512,550.29	

